

MUSIC city COUNSELOR

Thank you for
your purchase!



I so appreciate when you take the time to leave feedback on your purchases on my TpT store! It helps my small business grow and earns you credits towards future purchases!

★★★★★ Extremely satisfied

let's connect!



For helpful ideas and free resources, please check out my website!

www.musiccitycounselor.com

ASCA MINDSETS & BEHAVIORS

Mindset Standards:

- M1: Belief in development of whole self, including a healthy balance of mental, social-emotional, and physical well-being.
- M2: Sense of acceptance, respect, support, and inclusion for self and others in the school and environment.

Behavior Standards:

- B-SS 2: Positive, respectful, and supportive relationships with students who are similar to and different from them.
- B-SS 6: Effective collaboration and cooperation skills.
- B-SS 9: Social maturity and behaviors appropriate to the situation and environment.

DIRECTIONS:

This lesson will take approximately 45 minutes to teach.

Recommended Sequence:

1. Please review the PowerPoint or digital for Google Slides presentation with students.
2. Please review the instructional posters with students and display them in your space.
3. Please complete a "We Go Together" worksheet or coloring page.
4. Please display the bulletin board in your space if you'd like!

PowerPoint Presentation:

This PowerPoint presentation teaches students about the qualities of a good friend. Students learn the definition of friendship and 14 ways to be a good friend. The theme of the lesson is "We Go Together" like... Students learn that when they find a special friend who likes them for who they are, they become a perfect pair. We can say "They go together like macaroni and cheese," "They go together like bread and butter," "They go together like ice cream and sprinkles," etc. On the last slide, students can turn and talk with a partner, or share with the class, what they look for in a friend.

Posters:

2 printable posters are provided that teach about the qualities of a good friend. They can be used in instruction and displayed in your space!

Bulletin Board:

A bulletin board with printable letters and 9 posters is included. Please cut out the letters, display them at the top of the board,

and display the posters below the letters. Here is a sample:




"We Go Together" Worksheet

9 versions of this worksheet are included. You can let students choose their own, or choose for them. This activity lets students decorate the "we go together" food cuties, write a sentence about what makes a good friend, and draw a picture of what it means to be a good friend. Students write on the lines and draw their picture on the Polaroid frame.

Coloring Pages

14 versions of a coloring pages are included. The coloring pages show each of the 14 ways to be a friend with a coordinating set of "we go together" food cuties.

POSTERS



We go TOGETHER LIKE



WE CHEER EACH
OTHER UP



WE TAKE TURNS



WE PLAY
TOGETHER




WE LISTEN TO
EACH OTHER




WE TAKE CARE
OF EACH OTHER



WE HELP
EACH OTHER



We go TOGETHER LIKE



WE SUPPORT
EACH OTHER



WE COMPLIMENT
EACH OTHER



WE INCLUDE
EACH OTHER



WE GIVE TO
EACH OTHER



WE LAUGH WITH
EACH OTHER



WE SHARE WITH
EACH OTHER

BULLETIN

BOARD

WEG

OTO


GETH

ERLI


KE

KETCHUP &
MUSTARD

WE CHEER
EACH OTHER UP.




BURGERS &
FRIES




WE TAKE
TURNS.



COOKIES &
MILK

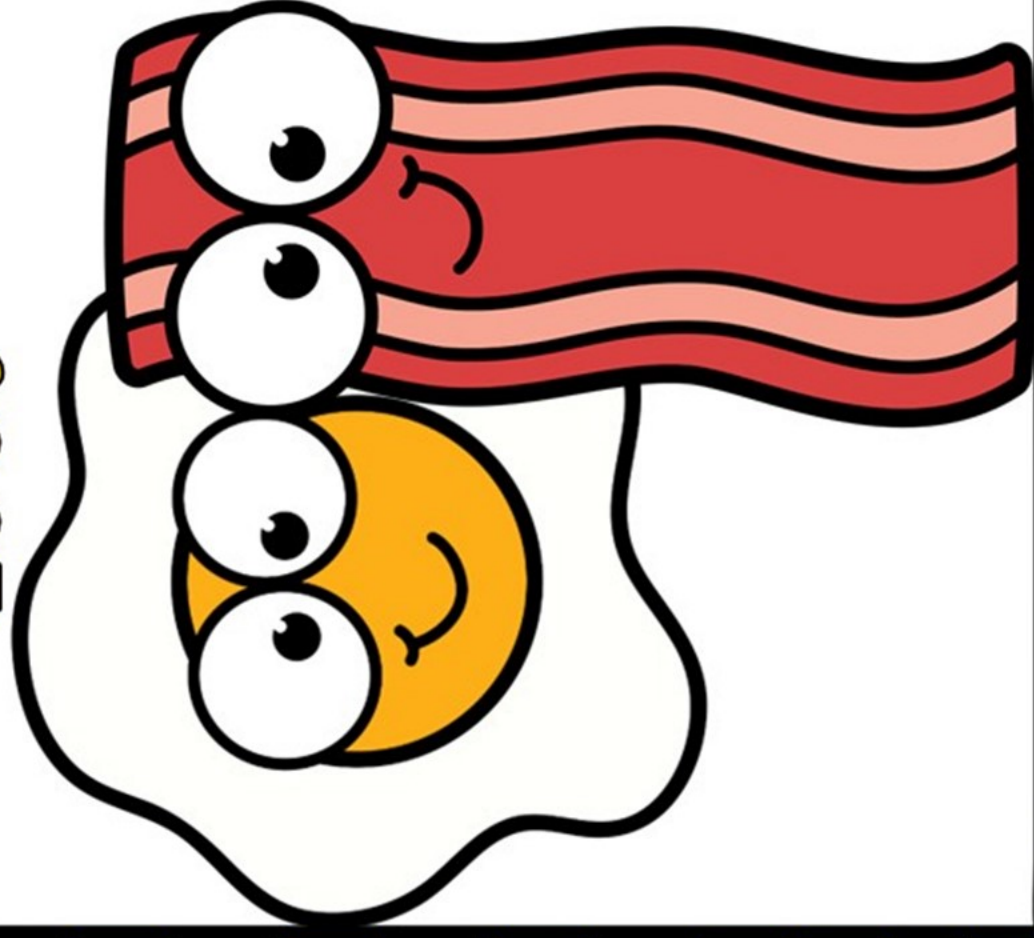


WE PLAY
TOGETHER.




BACON &
EGGS

WE LISTEN TO
EACH OTHER.




PEANUT BUTTER WE COMPLEMENT
& JELLY EACH OTHER.




SALT & PEPPER


WE LAUGH WITH
EACH OTHER.



SODA &
POPCORN




WE INCLUDE
EACH OTHER.





MACARONI &
CHEESE

WE LISTEN TO
EACH OTHER.



ICE CREAM &
SPRINKLES

WE TAKE CARE
OF EACH OTHER.

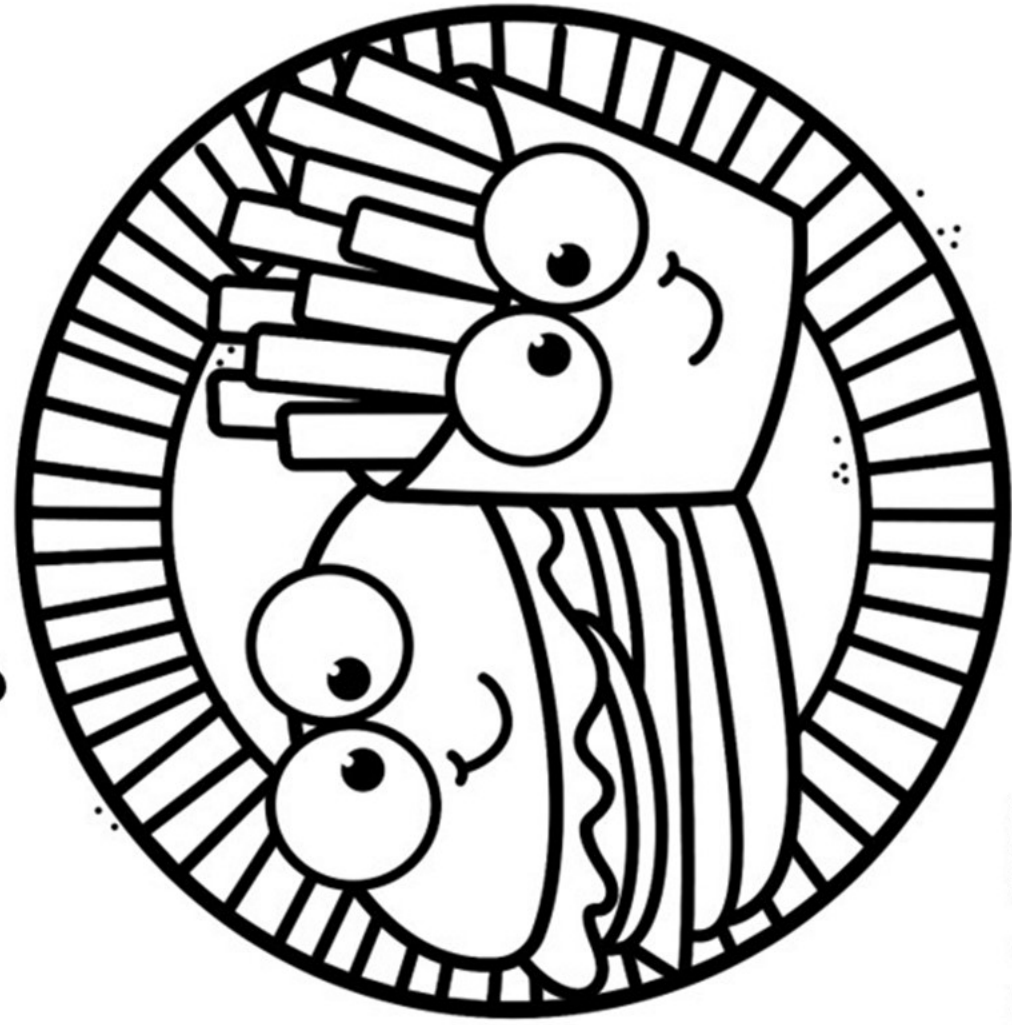


WORKSHEETS & COLORING PAGES

— We go —

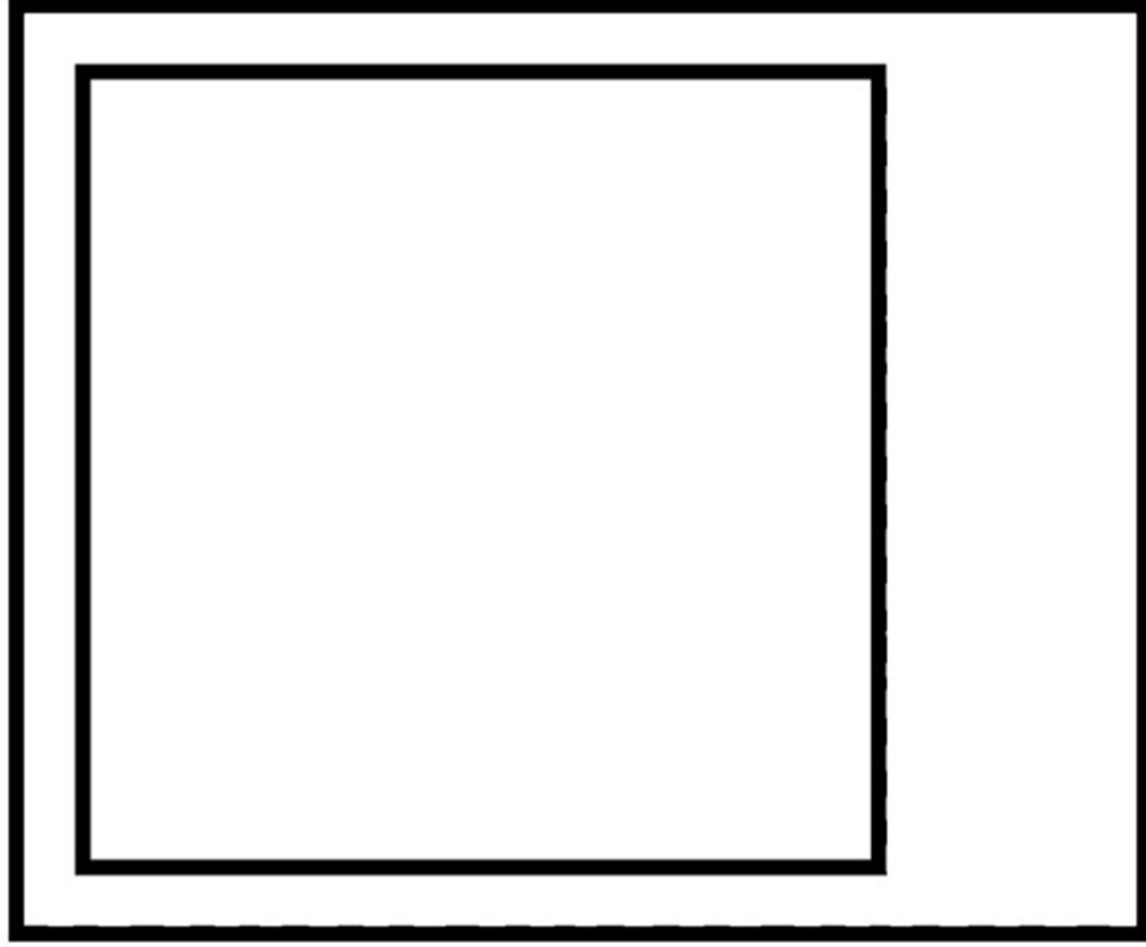
TOGETHER LIKE

Burgers & Fries



Name: _____


Write and draw about the qualities of a friend.



—We go—

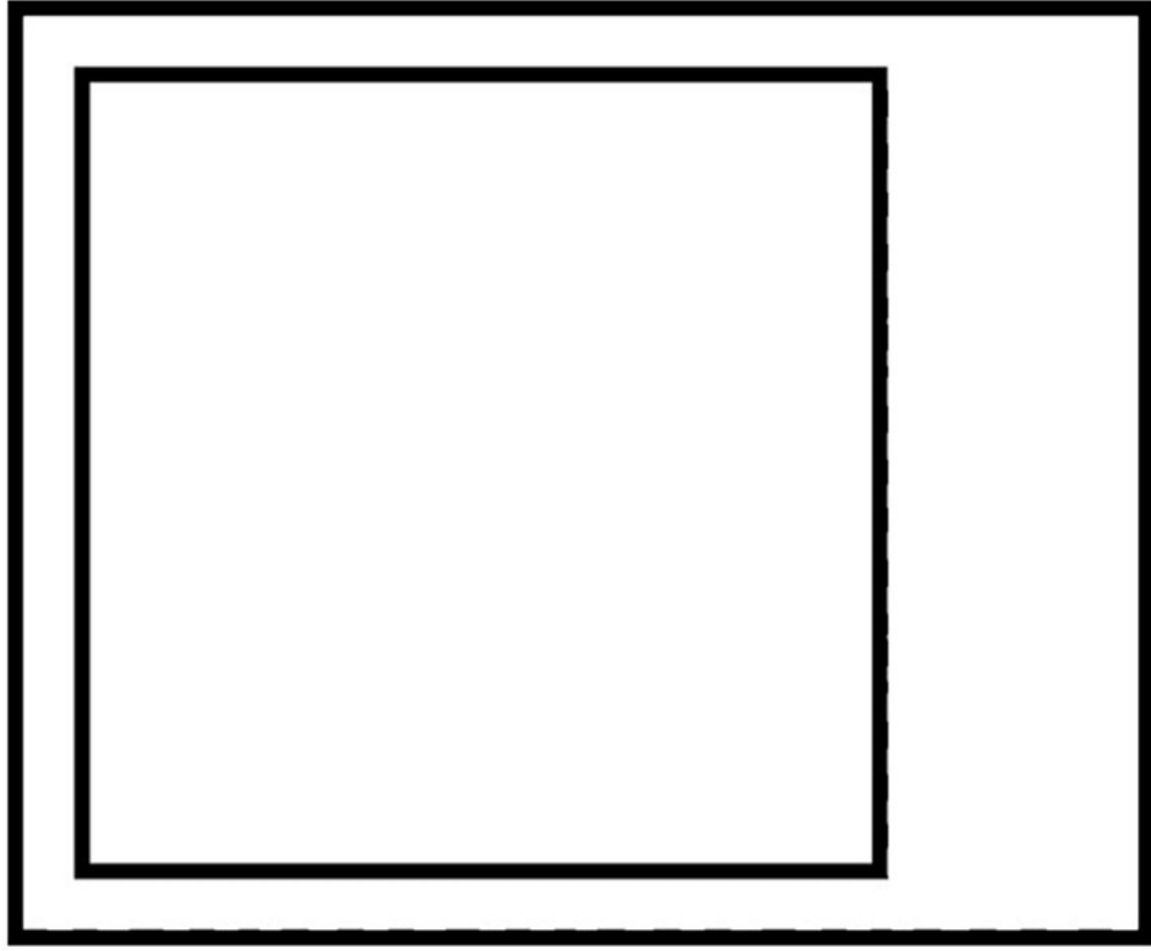
TOGETHER LIKE

Bread & Butter



Name: _____

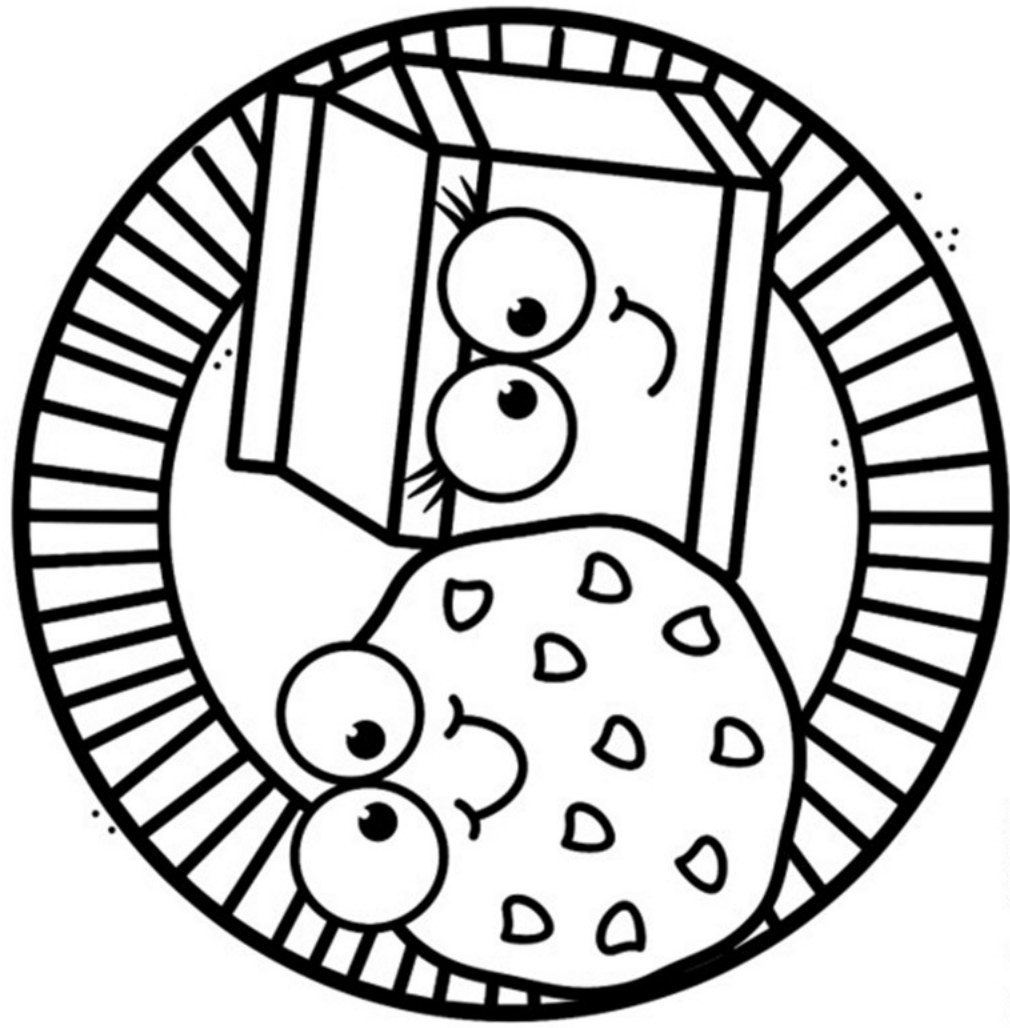
Write and draw about the qualities of a friend.



—We go—

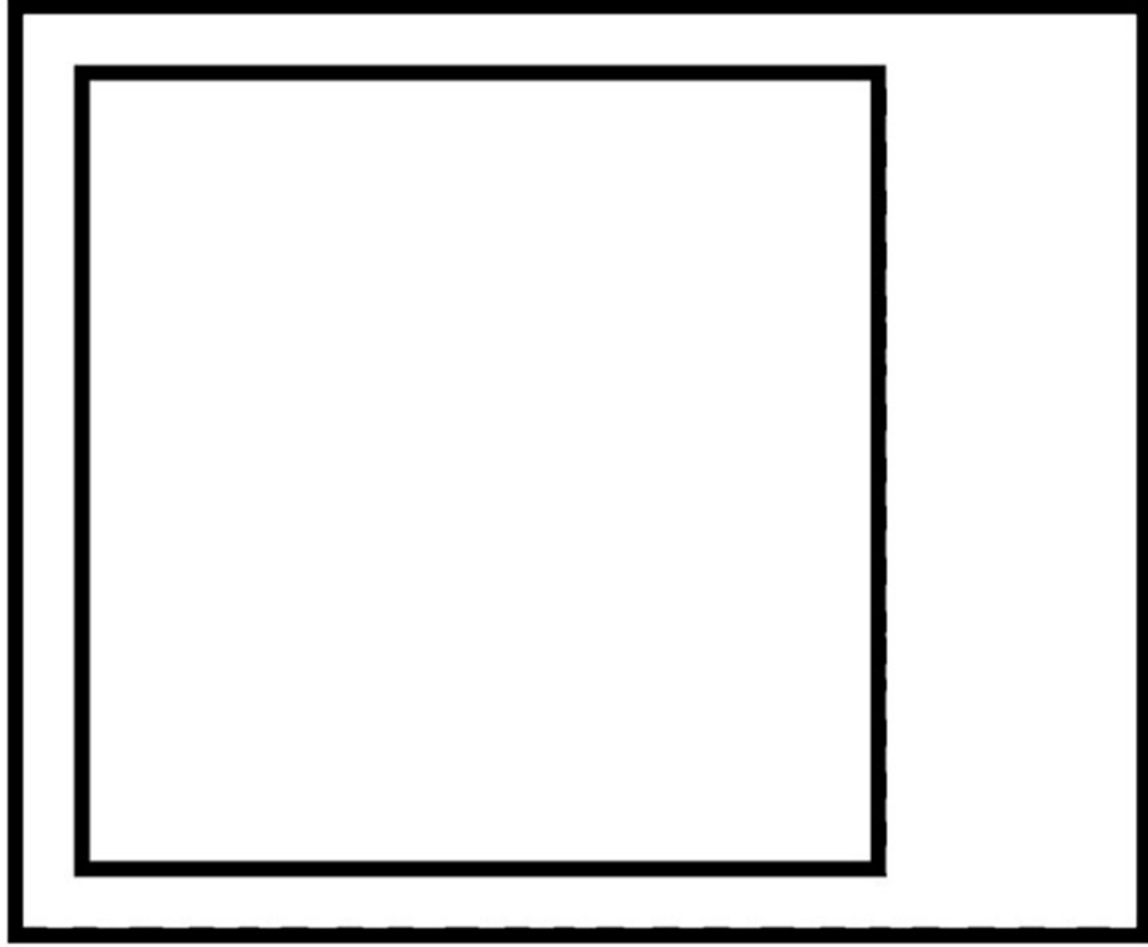
TOGETHER LIKE

Milk & Cookies



Name: _____


Write and draw about the qualities of a friend.



—We go—

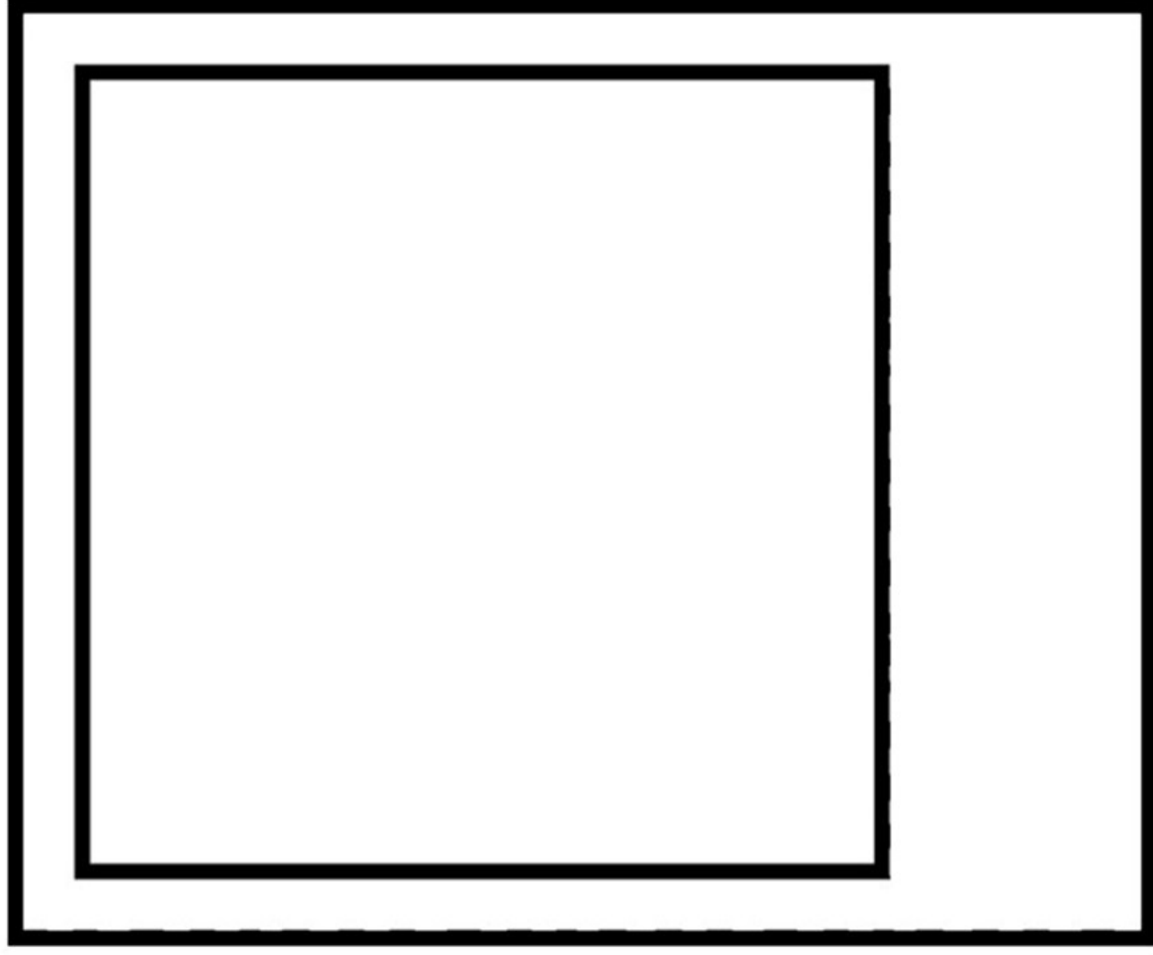
TOGETHER LIKE

Bacon & Eggs



Name: _____


Write and draw about the qualities of a friend.



—We go—

TOGETHER LIKE

Ice Cream & Sprinkles




Name: _____

Write and draw about the qualities of a friend.

A large, empty rectangular box with a double-line border, intended for a drawing.

—We go—
TOGETHER LIKE
Ketchup & Mustard

Name: _____




—We go—

TOGETHER LIKE!

Macaroni & Cheese

Name: _____

Write and draw about the qualities of a friend.




—We go—

TOGETHER LIKE!

Cereal & Milk

Name: _____

Write and draw about the qualities of a friend.




—We go—

TOGETHER LIKE

Peanut Butter & Jelly

Name: _____

Write and draw about the qualities of a friend.



A large, empty rectangular box with a thick black border, intended for a child to draw a picture related to the prompt.

Name: _____

We go _____
TOGETHER LIKE

**Ketchup &
Mustard**

We cheer each other up.




Name: _____

MUSIC CITY COUNSELOR

—We go— TOGETHER LIKE Burgers & Fries

We take turns.




Name: _____

MUSIC CITY COUNSELOR

— We go — Cookies & TOGETHER LIKE Milk


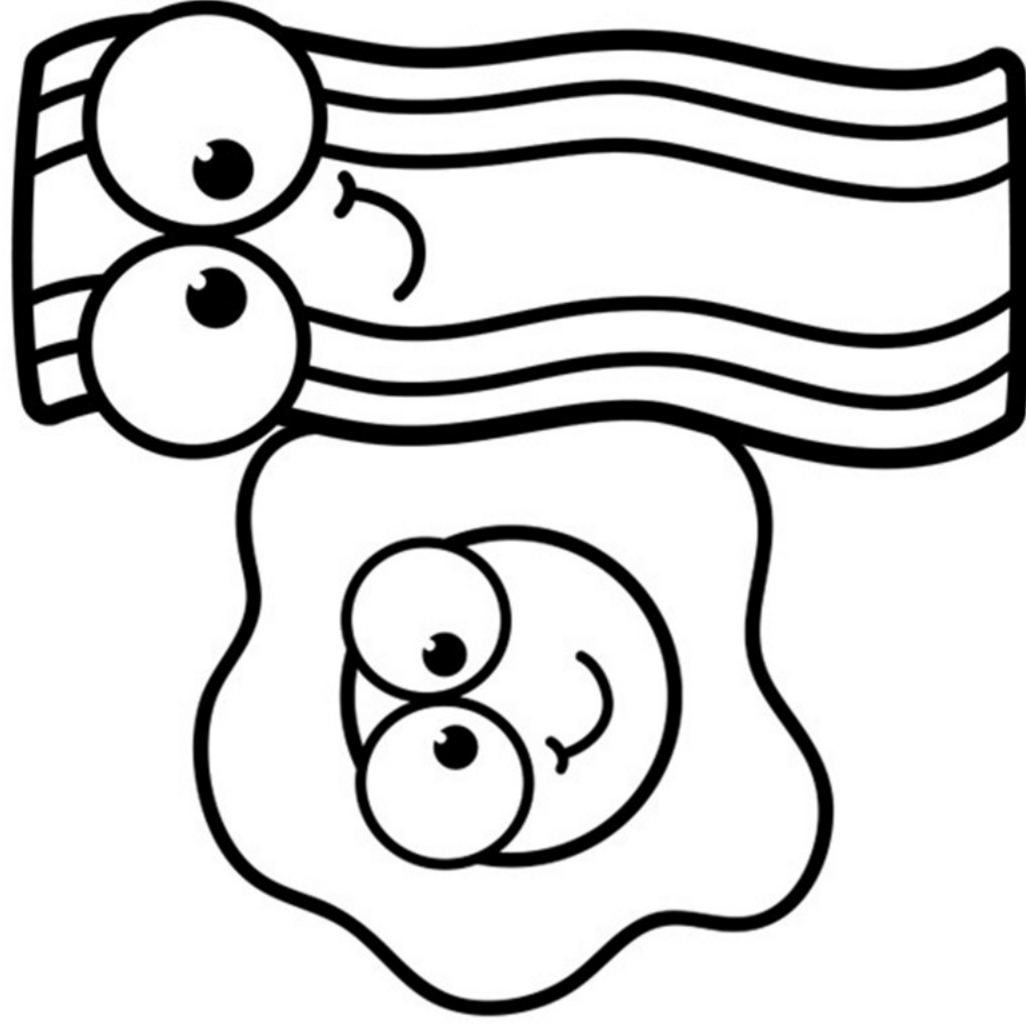
We play together.



Name: _____

— We go — TOGETHER LIKE Bacon & Eggs


We listen to each other.



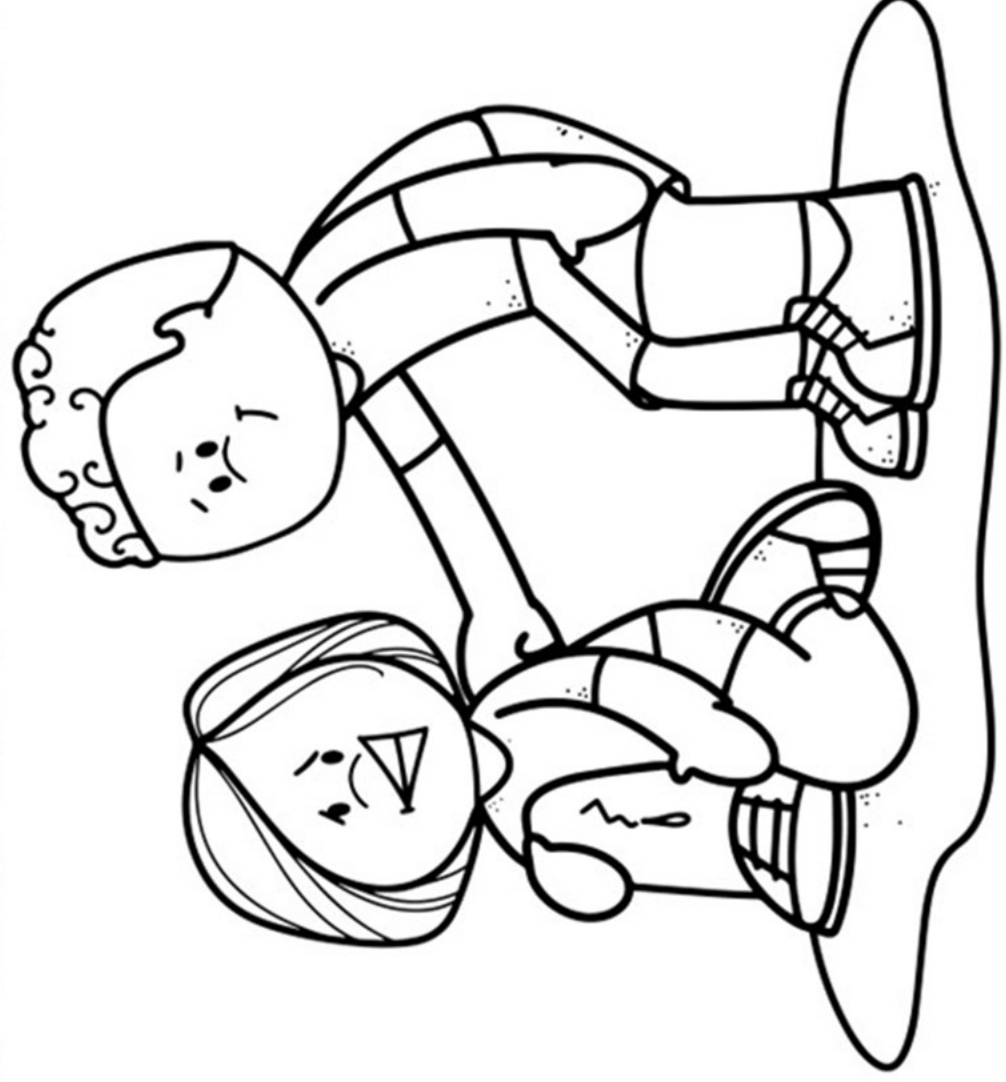
Name: _____

MUSIC CITY COUNSELOR

—We go— Ice Cream & TOGETHER LIKE Sprinkles



We take care of each other.




Name: _____


MUSIC CITY COUNSELOR

—We go— Macaroni & Cheese

TOGETHER LIKE



We help each other.





Name: _____

MUSIC CITY COUNSELOR

We go _____
TOGETHER LIKE

**Bread &
Butter**


We support each other.




Name: _____

MUSIC CITY COUNSELOR

—We go— Peanut Butter TOGETHER LIKE & Jelly





We compliment
each other.




Name: _____

MUSIC CITY COUNSELOR

—We go— Cereal & TOGETHER LIKE Milk




We give to each other.




Name: _____

MUSIC CITY COUNSELOR

— We go — TOGETHER LIKE Soda & Popcorn



We include each other.




Name: _____

We go _____
TOGETHER LIKE

**Salt &
Pepper**

We laugh with
each other.





Name: _____

MUSIC CITY COUNTESS

—We go— TOGETHER LIKE Spaghetti & Meatballs

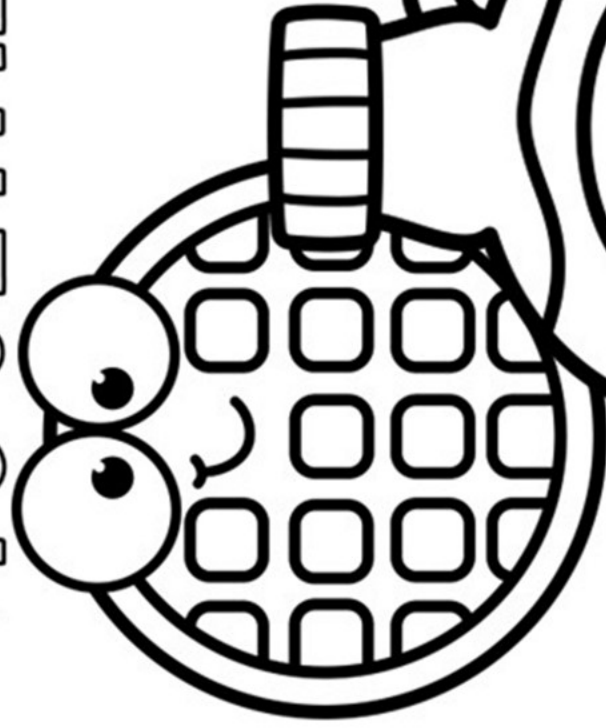
We invite each other.




Name: _____

MUSIC CITY COUNSELOR

We go _____ TOGETHER LIKE Waffles & Syrup



We share with each other.





Name: _____

MUSIC CITY COUNSELOR

— We go —
TOGETHER LIKE

Peas &
Carrots

We help each
other calm down.



TERMS OF USE:

YOU MAY...

- Make copies for the purchaser's classroom AND share copies with other educators within their school building
- Reference (without distribution) this product in blog posts, seminars, professional development workshops, or other such venues provided there is both credit given to myself as the author and a link back to my TpT store included in the post/presentation

YOU MAY NOT...

- Claim the work as your own, alter the files in any way, or remove/attempt to remove the copyright
- Share this product with educators outside of your school building
- Repackage, sell, or giveaway this product to others
- Offer to share this product anywhere on the internet as a download or copy



Please contact me any time at laura@musiccitycounselor.com with questions, suggestions, resource requests, or comments! I'd love to hear from you!

This resource was made possible by:

